





(40 pts) Approx. 3 days

The second part of our unit turns our attention to site planning and water needs for our Habitat Home. The first job will be understanding what needs to be considered when planning out the site and landscaping for a residential construction. Then, you'll get to actually design that in Revit for your Habitat for Humanity home. After that, you'll get to look at plumbing needs and how to add plumbing fixtures into your Revit design. You'll also use annotations to design the flow of water into your Habitat for Humanity house.

1. The first thing to do is watch the three presentations on site planning: *Site Plan Considerations*, *Site Plan Requirements*, and *Site Plans in Revit*. Take a full page of notes on these ideas and think about how these concepts will impact your Habitat for Humanity design.
2. Then, following the procedure presented in the video, use the downloadable site plan from our website to complete the site plan for your Habitat for Humanity Home. As you do this, consider adding the following elements:
 - a. Walkways & Driveways
 - b. Patios & Decks
 - c. Trees, Bushes & Landscaping
3. Next, watch the three videos on plumbing concepts: *Water Supply*, *Plumbing*, and *Plumbing Plans in Revit*. Take a full page of notes on these ideas.
4. Finally, add the furniture and plumbing fixtures necessary to complete your bathrooms and kitchens. Plan properly for the following items:
 - a. Toilets, sinks, bathtubs, showers
 - b. Sinks, refrigerators, garbage disposals
5. Then, use the annotation tool as shown in the *Plumbing Plans in Revit* presentation to plan out where the incoming water pipes should go throughout your house.

Part 2: Tasks	5 points	4-3 points	2-1-0 points
 Site Planning Notes	+ You took a full page of notes on the ideas presented in the three different Site Planning presentations	- Your notes are less than a page or missing important information	- Your notes are severely lacking
	15-10 points	9-5 points	4-0 points
 Affordable Home Site Planning	+ You created a site plan for your Habitat for Humanity House + You used the downloadable site plan to start your site plan work.	- Your site plan does not have much detail	- Your site plan is missing many/most elements
	5 points	4-3 points	2-1-0 points
 Plumbing Notes	+ You took a full page of notes on the ideas presented in the <i>Water Supply</i> , <i>Plumbing</i> , and <i>Plumbing Plans in Revit</i> presentations	- Your notes are less than a page or missing important information	- Your notes are severely lacking
	15-10 points	9-5 points	4-0 points
 Affordable Home Plumbing	+ You added all the appropriate plumbing fixtures to your home + You annotated all the plumbing needed in your home	- Your plumbing is incomplete	- Your plumbing is missing

