






(40 pts) Approx. 3 days

The second part of our unit focuses on three more kinds of sketching techniques. In the first part, you looked at concept and oblique sketching which are great ways to describe new ideas to other engineers. You also looked at isometric sketches which are good for showing more accurate 3-dimensional drawings. Now we will turn our attention to 1-point perspective and 2-point perspective where we can make even better 3-dimensional drawings. We'll also look at multiview sketching that lets us make very detailed views of complex objects.

1. Start by watching the sketching overview. This will briefly introduce our next three methods of sketching, and let you know what's coming up. Start a page of notes here, and then continue those notes as you watch the remaining tutorials for concept, oblique, and isometric sketching.
2. Watch each sketching tutorial and add to your notes. Once you feel comfortable with each type of sketching, find the suggested objects and make careful sketches in your engineering notebook using the proper sketching method.
3. 1=point perspective sketching comes first: watch the tutorial video then create a 1-point perspective sketch of a *puzzle cube piece*. Then find two other objects that would be good for 1-point perspective sketching and make those sketches too.
4. 2-point perspective sketching comes second: watch the tutorial video then create a 2-point perspective sketch of a different *puzzle cube piece*. Then find two other objects that would be good for 2-point perspective sketching and make those sketches too.
5. Multiview sketching comes last: watch the tutorial video then create a multiview sketch of the *puzzle cube piece*. Find two more objects that would be good for multiview sketches.
6. Have Mr. Benshoof *approve your 9 sketches!*
7. Finally, take the Unit 2 Quiz on Sketching linked from our website. Take the quiz on or before **September 20!**

Part 2: Tasks	6-5 points	4-3 points	2-1-0 points
 Sketching Notes 2	+ You wrote at least a full page of notes on sketching and sketching techniques	- You missed one of the sketching styles in your notes	- Notes are missing multiple styles - Notes are missing
	8-5 points	4-3 points	2-1-0 points
 1-Point Perspective Sketches	+ Your 1-point perspective sketches use the correct style + All 3 perspective sketches are complete in your notebook	- Sketches are sloppy - Only 2 sketches complete	- Sketches are missing multiple parts - Only 1 or 0 sketches are complete
 2-Point Perspective Sketches	+ Your 2-point perspective sketches use the correct style + All 3 perspective sketches are complete in your notebook	- Sketches are sloppy - Only 2 sketches complete	- Sketches are missing multiple parts - Only 1 or 0 sketches are complete
 Multiview Sketches	+ Your Multiview Sketches use the correct sketching style + All 3 multiview sketches are complete in your notebook	- Sketches are sloppy - Only 2 sketches complete	- Sketches are missing multiple parts - Only 1 or 0 sketches are complete
	10-9 points	8-5 points	4-0 points
 Take Unit 2 Quiz	+ You took the Unit 2 Quiz on the website by the Quiz Due Date + Grade is based on number correct	N/A	(0 pts) You did not take the Unit 2 Quiz

