




(50 pts) Approx. 3 days

The second part of our unit is where you get to work on learning or building your awesome thing! Whether you've chosen to learn a new skill, program, tool, or topic; or if you have chosen to build something super cool and awesome, the process will be the same:

1. **Learn & Build:** This is what you've been waiting for. You'll use the appropriate tools, techniques, and resources to accomplish your plan.
 - a. **If you chose to learn a new topic:** Then you'll need to find the proper resources to learn from. These may be on our class website, or they may be elsewhere on the internet. Talk to Mr. Benschopf to know where the best resources might be. Then, start learning! Read and watch various resources, and take good notes. Eventually you'll want to be able to build something with your new knowledge, and good notes will make all the difference! Think about your flow chart and the learning process you identified for yourself.
 - b. **If you chose to build a new thing:** Then you'll need to get materials together and start building. You may need to start in a computer, working with Photoshop or some other software. Then, you'll get to start actually building your physical prototype. Talk to Mr. Benschopf to make sure that we have the materials you'll need. Also make sure that you have a place to store your work between classes. Keeping your work together and organized will be an important part of completing this project successfully!
2. **Follow Your Plan:** You made a very detailed plan, drawing, or flow chart before starting this work. Make sure that you refer back to it and follow it! If you need to change your plan in any way, make sure that you make note of that in your engineering notebook!
3. **Daily Notes:** *EVERY DAY* as you work through this unit, you need to end the day by making some short notes about what you accomplished. You can write about what you did successfully that day, what didn't work, or what needed to change as you continued working. This short 'journaling' of your engineering process is an important habit to get in to, and we'll remind ourselves about it every day!

Part 2: Tasks	20-17 points	16-10 points	9-0 points
 Learn & Build	+ You learned the topic you were interested in, or to build the cool thing you wanted to build	- You completed part of your plan, but many things unfinished	- You did not do anything in the time given
 Follow Your Plan	+ You clearly followed the plan you setup in your engineering notebook.	- You did not really follow your plan	- You did not follow your plan at all, and nothing is documented
	10 points	9-5 points	4-0 points
 Daily Notes	+ You kept daily notes on your progress through this unit. + Notes are easy to find in your engineering notebook + Where appropriate, your notes include some pictures or diagrams	- Your notes are lacking - Your notes do not cover every day of work	- Your notes cover less than half our work days - Your notes are missing all together

